

HLDA9 ANTIBODY VALIDATION FILE

ANTIBODY INFORMATION

Antibody Name: 2D42E1

Specificity: Human CD38

Antibody species: Mouse

Ig Isotype: IgG

Immunogen: Membrane extracts from murine transfected fibroblasts (3T3) expressing human CD38 in the plasma membrane + recombinant human CD38 ectodomain expressed in E.coli.

Epitope recognized: ND

Submitter: Prof Marco Colombatti. Università degli Studi di Verona. Verona

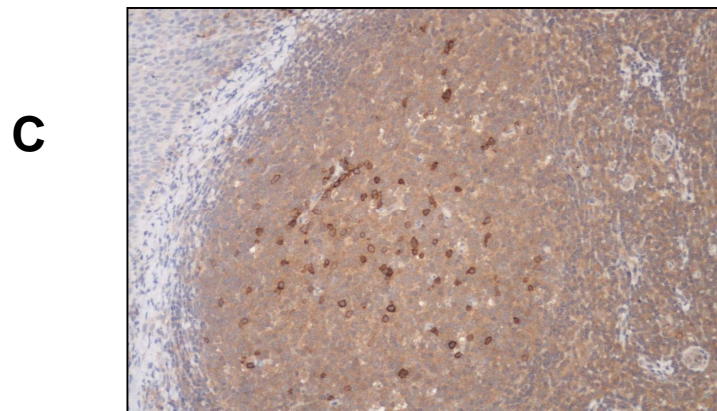
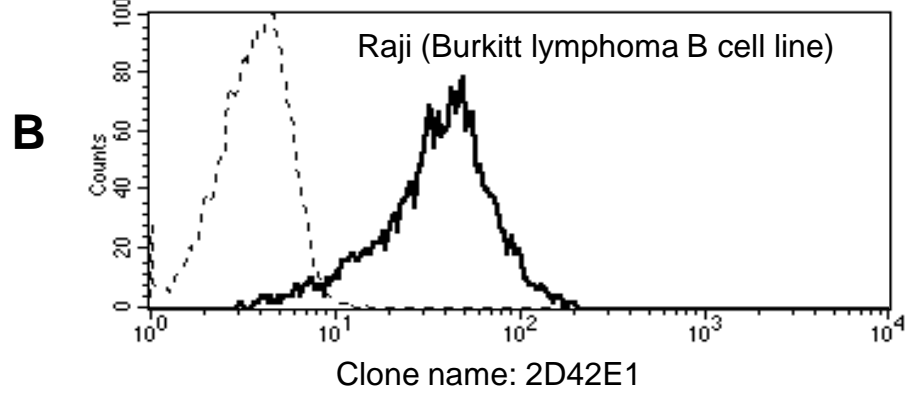
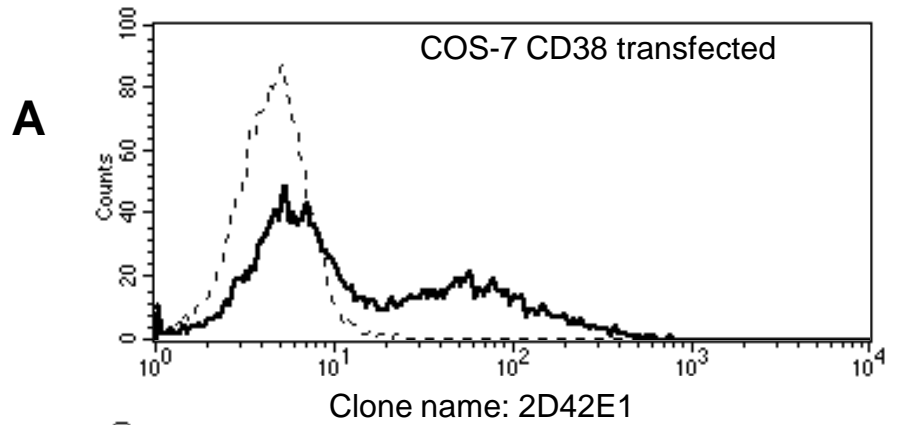
INFORMATION FOR CONFIRMATION OF SPECIFICITY:

Expression on transfected COS: positive. (Fig. 1A)

Expression on the cell- surface of cell line: positive with Burkitt lymphoma B cell line Raji. (Fig. 1B)

Expression in paraffin human reactive tonsil. (Fig. 1C)

Figure 1:



Reactivity of CD38 with cell lines

	Cell lines	CD38
Burkitt lymphoma B cell lines	Raji	++++
T cell leukemia	Jurkat	-
NK cell leukemia	YT	-
Myeloid leukemia	HL-60	-

Reactivity of CD38 with PBL

Lymphocytes	-
Granulocytes	-
Monocytes	-

INFORMATION PROVIDED BY SUBMITTER

Publications: No

Patents: No

Licensed to a company and which one: No

Was it evaluated in a previous workshop? No